



*We  
Enhance  
Hospital  
Efficiency*

QUALITY

INNOVATION

SAFETY



New  
Era



**Makers of Quality Hospital Furniture**

# HOSPITAL BEDS

Item Code : 1201



## I.C.U. BED

Four Section perforated top. Backrest, kneebreak adjustment, Trendelenburg / reverse Trendelenburg tilting, height adjustment by crank. Removable Stainless Steel head / foot bows with laminated panels. Four IV rod locations. SS telescopic IV rod, SS collapsible side railings on both sides. Four 125 mm dia. castors, two with brakes. Buffers at four corners.

- Surface Finish : Pre-treated & Powder Coated.
- Dimensions : Length overall : 2230 mm  
Width overall : 1010 mm
- Seat height : 615 mm to 815 mm




Item Code : 1204

## I.C.U. BED WITHOUT HEIGHT ADJUSTMENT

Four section perforated top. Backrest, kneebreak adjustment, Trendelenburg / reverse Trendelenburg tilting operated by crank. Removable S.S. head / foot bows with laminated panels. S.S. collapsible side railing on both sides. Four IV rod locations on bed frame. Four swivel castors of 125 mm dia., two with brakes. S.S. Telescopic IV rod. Buffers at four corners.

- Surface Finish : Pre-treated & Powder Coated.
- Dimensions : Length overall : 2230 mm  
Width overall : 1010 mm



Item Code : 1207

## I.C.U. BED WITH X-RAY PERMEABLE BACKREST

Three section perforated top. Backrest (four section) of X-ray permeable material & provided with adjustable S.S. X-ray cassette holder on sliding mechanism. Backrest, kneerest adjustment, Trendelenburg / reverse Trendelenburg tilting, height adjustment by crank. Removable stainless steel head / foot bows with laminated panels. Four IV rod locations. S.S. telescopic IV rod, S.S. collapsible side railing on both sides. Four 125 mm dia. castors, two with brakes. Buffers at four corners.


- Surface Finish : Pre-treated & Powder Coated.
- Dimensions : Length overall : 2250 mm  
Width overall : 1015 mm
- Seat height : 625 mm to 820 mm





# HOSPITAL BEDS

Item Code : 1002



## SEMI FOWLER BED with 2-WAY LONGITUDINAL TILT (DELUXE)

Two section perforated top. Rising backrest, Trendelenburg / reverse Trendelenburg tilting operated by crank. Removable Stainless Steel head / foot bows with laminated panels. Four IV rod locations. Plastic feet.

- Surface Finish : Pre-treated & Powder Coated.
- Dimensions : Length overall : 2070 mm  
Width overall : 910 mm
- Seat height : 600 mm

Item Code : 1201

## OPTION with CASTORS

Same as Item Code 1002 but with four swivel castors 125 mm dia., two with brakes. Buffers at four corners.

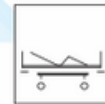
- Dimensions : Length overall : 2160 mm  
Width overall : 1050 mm
- Seat height : 600 mm

Item Code : 1003

## FOWLER BED (DELUXE)

Four section perforated top. Backrest and kneebreak adjustment by crank. Removable Stainless steel head / foot bows with laminated panels. Four IV rod locations. Plastic feet.

- Surface Finish : Pre-treated & Powder Coated.
- Dimensions : Length overall : 2070 mm  
Width overall : 1010 mm



Item Code : 1007

## FOWLER BED (STANDARD)

Four section perforated top. Two separate screws for backrest and kneerest adjustments. Head bow height 1060 mm & foot bow height 820 mm. Both bows with one horizontal & three vertical tubular supports, four IV locations, provision for mosquito net poles.

- Surface Finish : Pre-treated & Powder Coated.
- Dimensions : Length overall : 2180 mm  
Width overall : 910 mm
- Seat height : 600 mm



# HOSPITAL BEDS

Item Code : 1004



## SEMI FOWLER BED (DELUXE)

Two section perforated top. Rising backrest operated by crank. Removable stainless steel head / foot bows with laminated panels. Four IV locations. Plastic feet.

- Surface Finish : Pre-treated & Powder Coated.
- Dimensions : Length overall : 1980 mm  
Width overall : 910 mm
- Seat height : 600 mm

Item Code : 1006

## SEMI FOWLER BED (CRANK TYPE)

Two section perforated top. Backrest operated by screw. Head bow height 1060 mm & foot bow height 820 mm. Both bows with one horizontal and three vertical tubular supports. Four IV rod locations. Provision for mosquito net poles.

- Surface Finish : Pre-treated & Powder Coated.
- Dimensions : Length overall : 2090 mm  
Width overall : 910 mm
- Seat height : 600 mm



Item Code : 1005

## WARD CARE PLAIN BED

One section uniformly perforated top made of CRCA MS sheet. ERW & CRCA tubular framework mounted on four rubber with metallic washer seat. Head bow height 1060 mm & leg bow height 820 mm. Both bows have one horizontal and three vertical tubular supports. Four IV rod locations on bed frame.

- Surface Finish : Pre-treated & Powder Coated.
- Dimensions : Length overall : 2090 mm  
Width overall : 910 mm
- Seat height : 600 mm





# STRETCHERS & TROLLEYS

Item Code : 3207



## TRAUMACARE EMERGENCY & RECOVERY TROLLEY

Two section top. CRCA tubular framework with four corner buffer mounted on four swivel castors of 125 mm dia. (Two with brake & two without brake). X-Ray permeable removable stretcher, backrest raised on ratchet. Trendelenburg / reverse Trendelenburg position gas spring. Sliding X-ray cassette holder. Swing away S.S. protective side rails. Four IV rod locations. Oxygen cylinder holder. S.S. telescopic IV rod. Accessory Tray.

- Surface Finish : Pre-treated & Powder Coated.
- Dimensions : Overall approx size : 2150 mm x 710 mm
- Height adjusted by foot operated hydraulic pump from 660 mm to 910 mm.
- Suitable for mattress size 1900 mm L x 555 mm W

Item Code : 3294

## TRAUMACARE CRASH CART (Fully S.S.)

S.S. tubular frame. Six coloured removable bins & two polystyrene lockable storage units with three drawers each. Four swivel castors, 125 mm dia., two with brakes. Complete with S.S. IV rod & S.S. shelves.

### Optional Accessories :

- Corner buffers
- Electric lamp with clamp
- Compartments or containers for drawers
- Powder coated oxygen cylinder holder
- Surface Finish : Pre-treated & Powder Coated.
- Dimensions : Length overall : 940 mm  
Width overall : 490 mm  
Height : 1535 mm



Item Code : 3208

## STRETCHER TROLLEY FOLDABLE

ERW & CRCA tubular framework mounted on four swivel castors of 200 mm dia. Three section foldable stretcher top made of aluminium sheet fixed on MS CRCA tubular frame.

- Surface Finish : Pre-treated & Powder Coated.
- Dimensions : Length overall : 2030 mm - 1010 mm  
Width overall : 560 mm  
Height : 820 mm



# STRETCHERS & TROLLEYS

Item Code : 3206



## STRETCHER TROLLEY RIGID

ERW & CRCA tubular framework mounted on four swivel castors of 200 mm dia. Detachable stretcher top made of aluminium sheet supported on MS CRCA tubular frame.

- Surface Finish : Pre-treated & Powder Coated.
- Dimensions : Overall approx. size:
  - Length overall : 2030 mm
  - Width overall : 560 mm
  - Height : 820 mm

Item Code : 3208A

## STRETCHER TROLLEY FOLDABLE & REMOVABLE TOP

ERW & CRCA tubular framework mounted on four swivel castors of 200 mm dia. Detachable three section foldable stretcher top made of aluminium sheet mounted on MS CRCA tubular frame.

- Surface Finish : Pre-treated & Powder Coated.
- Dimensions : Overall approx. size:
  - Length overall : 2030 mm - 1010 mm
  - Width overall : 560 mm
  - Height : 820 mm



Item Code : 3208B



## CANVAS STRETCHER FOLDABLE

Thick canvas on 38 mm dia. aluminium poles. Provided with folding and locking arrangement. Stretcher has four studs at corners to avoid contact with floor.

- Surface Finish : Pre-treated & Powder Coated.
- Dimensions : Overall approx. size:
  - Length overall : 2135 mm
  - Width overall : 560 mm

# STRETCHERS & TROLLEYS

Item Code : 3292



## S.S. DRESSING TROLLEY WITH BOWL & BUCKET

S.S. tubular framework fitted with swivel castors of 200 mm dia. Two S.S. shelves with protective side railings on four sides. With S.S. bowl and bucket.

- Shelf size : 750 mm L x 500 mm W
- Dimensions : Overall approx. size:  
Length overall : 1010 mm  
Width overall : 510 mm  
Height : 900 mm

Item Code : 3291

## S. S. DRESSING TROLLEY (STANDARD)

S.S. tubular framework fitted with swivel castors of 200 mm dia. Two S. S. shelves with protective side railings.

- Shelf size : 750 mm L x 500 mm W
- Dimensions : Overall approx. size:  
Length overall : 760 mm - 1010 mm  
Width overall : 510 mm  
Height : 900 mm



Item Code : 3293

## S. S. INSTRUMENT TROLLEY

S.S. tubular framework fitted with swivel castors of 100 mm dia. Two S.S. shelves with protective side railings on three sides.

- Shelf size : 750 mm L x 500 mm W
- Dimensions : Overall approx. size:  
Length overall : 760 mm  
Width overall : 510 mm  
Height : 900 mm



# STRETCHERS & TROLLEYS



Item Code : 3216

## MONITOR TROLLEY

Suitable for keeping monitor, light source, camera unit, VCR, printer, stabilizer etc. Five MS shelves. Top shelf size: 610 mm L x 450 mm D. Other shelves size : 510 mm L x 450 mm D with lock. Fitted with four swivel castors of 125 mm dia. two with brakes. Trolley has sockets to receive 5/15 Amp – 230V A/C 3-pin plugs. Two inputs each with safety fuse and switch, one exclusively for one input and other six output connections. Each output has 'Power – ON/OFF' switch with indicator. Trolley has two S.S. handles, rubber buffers on four corners, S.S. IV rod and gas cylinder cage.

- Surface Finish : Pre-treated & Powder Coated.
- Overall approx. size : 690 mm L x 730 mm D x 1570 mm H
- Shelf Adjustment : 50 mm.

Item Code : 4201

## MAYO INSTRUMENT TROLLEY

This trolley has a mild steel powder coated frame and a removable stainless steel tray on it. The trolley is adjustable in height and is mounted on four castors.

- Dimensions : Height Overall (Max.): 1270 mm  
(Min.): 760 mm
- Tray size : 560 mm L x 400 mm W.



Item Code : 4202

## JUMBO CYLINDER TROLLEY

Sturdy tubular construction for everyday hospital use. Cylinder is securely held in place by chain.

- Surface Finish : Pre-treated & Powder Coated.
- Dimensions : Overall approx. size :  
Height : 1350 mm  
Width : 440 mm
- Wheel dia. : 200 mm
- Suitable for 7 cu.m cylinder of 235 mm dia.



## STRETCHERS & TROLLEYS



Item Code : 4202A

### SMALL CYLINDER TROLLEY

Sturdy tubular construction for everyday hospital use. Cylinder is securely held in place by chain. Trolley fitted with two wheels of 100 mm dia.

- Surface Finish : Pre-treated & Powder Coated.
- Suitable for 1320 litres cylinder.

Item Code : 3213

### DRUG TROLLEY

Three trays with the option of S.S. top. Trolley mounted on 100 mm dia. castors.

- Surface Finish : Pre-treated & Powder Coated.
- Dimensions : Overall approx. size :
  - Length : 590 mm
  - Width : 440 mm
  - Height : 1350 mm



Item Code : 3214

### ECG MACHINE TROLLEY

Two shelves and a drawer. Trolley mounted on 100 mm dia. castors, two with brakes.

- Surface Finish : Pre-treated & Powder Coated.
- Dimensions : Overall approx size :
  - Length : 425 mm
  - Width : 525 mm
  - Height : 850 mm

Top tray size excluding border : 385 mm (Front to back)  
485 mm (Left to right)



## STRETCHERS & TROLLEYS

Item Code : 3211



### S.S. SOILED LINEN TROLLEY

S.S. tubular framework fitted with three swivel castors of 100 mm dia. Supplied with canvas bag.

- Dimensions: Overall approx size :  
Height : 900 mm  
Diameter : 510 mm

Item Code : 3220

### RIGID WHEEL CHAIR

M.S. tubular framework fitted with metal seat and backrest. Adjustable aluminium foot rests. Two solid rubber tyre rear wheels with brakes and self-propelling hoops. Two castors of 200 mm dia. in front.

- Surface Finish : Pre-treated & Powder Coated.
- Overall size : 670 mm W x 1100 mm D x 920 mm H
- Optional accessories : Cushion seat and back



Item Code : 3230



### FOLDABLE WHEEL CHAIR

M.S. tubular framework. Cushion seat and backrest. Seat width 470 mm. Adjustable aluminium foot rests. Two solid rubber tyre rear wheels with brakes and self-propelling hoops. Two castors of 200 mm dia. in front.

- Surface Finish : Pre-treated & Powder Coated.
- Overall size : 725 mm W x 1100 mm D x 920 mm H



# EXAMINATION COUCHES & TABLES

Item Code : 3008



## EXAMINATION COUCH

Headrest adjustable on gas spring. Upper section of box with three drawers. Lower section of three cabinets with separate doors.

- Surface Finish : Pre-treated & Powder Coated.
- Dimensions : Overall approx size:
  - Length overall : 1830 mm
  - Width overall : 510 mm
  - Height : 820 mm

### Optional accessories:

- Sliding step stool under the cabinet box
- Lock-in drawers / cabinets as required
- Swivelling tray for B.P. apparatus.

Item Code : 3010

## GYNAEC EXAMINATION COUCH

Upper section of box with three drawers. Lower section of three cabinets with separate doors.

- Surface Finish : Pre-treated & Powder Coated.
- Dimensions : Overall approx size:
  - Length overall : 1830 mm
  - Width overall : 510 mm
  - Height : 820 mm

### Optional accessories:

- Sliding step stool under the cabinet box
- Lock-in drawers / cabinets as required
- Swivelling tray for B.P. apparatus.



Item Code : 3012



## PLAIN EXAMINATION COUCH


Upper section of box with three drawers. Lower section with two doors.

- Surface Finish : Pre-treated & Powder Coated.
- Dimensions : Overall approx size:
  - Length overall : 1830 mm
  - Width overall : 510 mm
  - Height : 820 mm

### Optional accessories:

- Sliding step stool under the cabinet box
- Swivelling tray for B.P. apparatus.

## EXAMINATION COUCHES & TABLES



Item Code : 3009

### GYNAEC EXAMINATION TABLE

Table top in two section. Head rest adjustable by screw mechanism. M.S. tubular construction. Machine pressed double bent M.S. sheet. Legs fitted with rubber feet. Comes with rexine ankle straps and stainless steel bowl.

- Surface Finish : Pre-treated & Powder Coated.
- Dimensions : Overall approx size :
  - Length overall : 1830 mm
  - Width overall : 610 mm
  - Height : 760 mm

Item Code : 3007

### EXAMINATION TABLE

Table top in two section. Head rest adjustable on ratchet. M.S. tubular construction. Machine pressed double bent M.S. sheet. Legs fitted with rubber feet.

- Surface Finish : Pre-treated & Powder Coated.
- Dimensions : Overall approx size :
  - Length overall : 1830 mm
  - Width overall : 610 mm
  - Height : 760 mm



Item Code : 3218



### 3 FOLD BEDSIDE SCREEN

CRCA tubular framework with castors. Supplied with rod and curtains.

- Surface Finish : Pre-treated & Powder Coated.
- \*The product can be customised as per requirement.

## BED SIDE & HOSPITAL FURNITURE

Item Code : 3217



### BED SIDE LOCKER (DELUXE)

Locker made from machine pressed CRCA steel sheets enclosed on three sides, having one box and one drawer. Fitted with PVC coated top with raised edges. Mounted on four swivel ball castors, 50 mm dia. with buffer at rear.

- Surface Finish : Pre-treated & Powder Coated.
- Size : 400 mm square.  
Height : 820 mm

Item Code : 3215

### BED SIDE LOCKER (STANDARD)

Locker made from machine pressed CRCA steel sheets enclosed on three sides, having one box and one drawer. Fitted with S.S. top with raised edge on three sides. Mounted on four swivel ball castors, 50 mm dia. with buffer at rear.

- Surface Finish : Pre-treated & Powder Coated.
- Size : 400 mm square.  
Height : 820 mm



Item Code : 3010



### WARDCARE BED SIDE LOCKER

Machine pressed CRCA steel sheet locker box with door. S.S. top with raised edge on three sides. Mounted on CRCA square tube legs with rubber feet.

- Surface Finish : Pre-treated & Powder Coated.
- Size : 400 mm square.  
Height : 820 mm

Item Code : 3203

### ADJUSTABLE BEDSIDE TABLE

Two section laminated top. MS square tubular telescopic stem with geared S.S. handle for height adjustment. MS rectangular tubular base frame mounted on four castors of 50 mm dia.

- Surface Finish : Pre-treated & Powder Coated.
- Dimensions : Height overall (Max.) 1050 mm  
(Min.) 760 mm
- Top size : 810 mm L x 352 mm W





## BED SIDE & HOSPITAL FURNITURE

Item Code : 3204



### OVERBED TABLE

Top is laminated. Mild steel structure fitted with freerunning castors. Supplied in knocked down condition.


- Surface Finish : Pre-treated & Powder Coated.
- Dimensions : Overall approx. size:  
Length : 1060 mm  
Width : 450 mm  
Height : 965 mm
- Top size : 760 mm x 450 mm

Item Code : 3001


### MONITOR STAND

For mounting on a vertical surface. Made from CRCA sheet. The tray can be swivelled 360 degrees and can be fixed at desired position by tightening knob.

- Surface Finish : Pre-treated & Powder Coated.
- Dimensions : Tray size : 400 x 285 mm  
Overall Height : 300 mm



Item Code : 9004



### PATIENT SHIFTING ROLLER

Made from 4 nos. 1.5" dia. x 5 mm thick aluminium tubes. Fitted with ball bearings at each end of the tube. All four rollers supported by aluminium squared rod, while 12 mm dia. aluminium rods act as spacers. All the components except bearings and hardware are powder coated. The rollers are covered by a belt going on all four rollers.

- Overall size : 24" L x 16" W x 1.5" thk.

Item Code : 3202

### ADJUSTABLE IV STAND

Easily movable on castors. Stainless steel rods with hooks on both sides. Height adjustment by telescopic arrangement. Heavy base for stability. Height adjustable from 1380 mm (Min.) to 2440 mm (Max.).

- Surface finish : Pre-treated and powder coated.
- \*Fully S.S. option also available.
- Note\* - IV stand shown in the picture is without castors.



# BED SIDE & HOSPITAL FURNITURE

Item Code : 3002



## REVOLVING STOOL

Revolving stainless steel top, height adjustment by means of a captive screw to ensure that the top cannot be separated from the tubular frame. The stool is mounted on three rubber feet.

- Dimensions : Height overall (Max.) 710 mm  
(Min.) 470 mm
- Seat diameter : 290 mm
- Option with castors : Item code: 3202
- Dimensions : Height overall (Max.) 760 mm  
(Min.) 420 mm
- Seat Diameter : 290 mm
- Castor size : 50 mm dia.

Item Code : 3003

## WARD CARE PURPOSE STOOL

Quality steel sheet top. Legs fitted with rubber shoes. Legs made up of sheet pressed angles supported with channels.

- Surface Finish : Pre-treated & Powder Coated.
- Dimensions : Tray size : 300 x 300 mm  
Overall Height : 510 mm




Item Code : 3020

## SINGLE STEP STOOL

MS tubular frame fitted with aluminium tread flats. Legs fitted with rubber feet.

- Surface finish : Pre-treated and powder coated.
- Dimensions : Overall approx size :
- Step Size : 510 mm L x 300 mm W
- Height : 230 mm



Item Code : 3021

## DOUBLE STEP STOOL

MS tubular frame fitted with aluminium tread flats. Legs fitted with rubber feet.

- Surface finish : Pre-treated and powder coated.
- Dimensions : Overall approx size :
- Step Size : 510 mm L x 300 mm W
- Height : 230 mm / 450 mm

